

SPIRE

SCOTTISH PRIMARY CARE INFORMATION RESOURCE

SPIRE – transforming data into information and intelligence

Libby Morris, Paula McClements
SPIRE Project Team

SPIRE Overview

- Aim and Objectives
- Progress
- Rollout
- Public Information
- Training
- Extracts and Reports
- TQA and the relationship with SPIRE
- Communications

Why SPIRE?

- GP data the most comprehensive source on the health of the Scottish population
- Fragmented across 1,000 practices & data of variable quality
 - Data & intelligence not universally available to those who require it (including GPs)
 - Large amounts of Secondary Care Information
- Currently many different ways of extracting and reporting data
 - Single purpose rather than multiple
 - Duplication
 - Impact on GP workload
- Variation in the Information Governance applied

SPIRE aims and objectives

Aim:

Improve the management of information in GP clinical systems, **simplify** processes for GPs and **provide transparency** for patients.

Objectives:

1. Provide a single process for GPs to manage information
2. Secure, flexible, Scotland wide GP data extraction / reporting system
3. Support any new contractual arrangements with GPs (DES, LES, HB audit, appraisal, Quality Improvement)
4. Provide an analytical service for GP practices, NHS Boards, Research and the Scottish Government

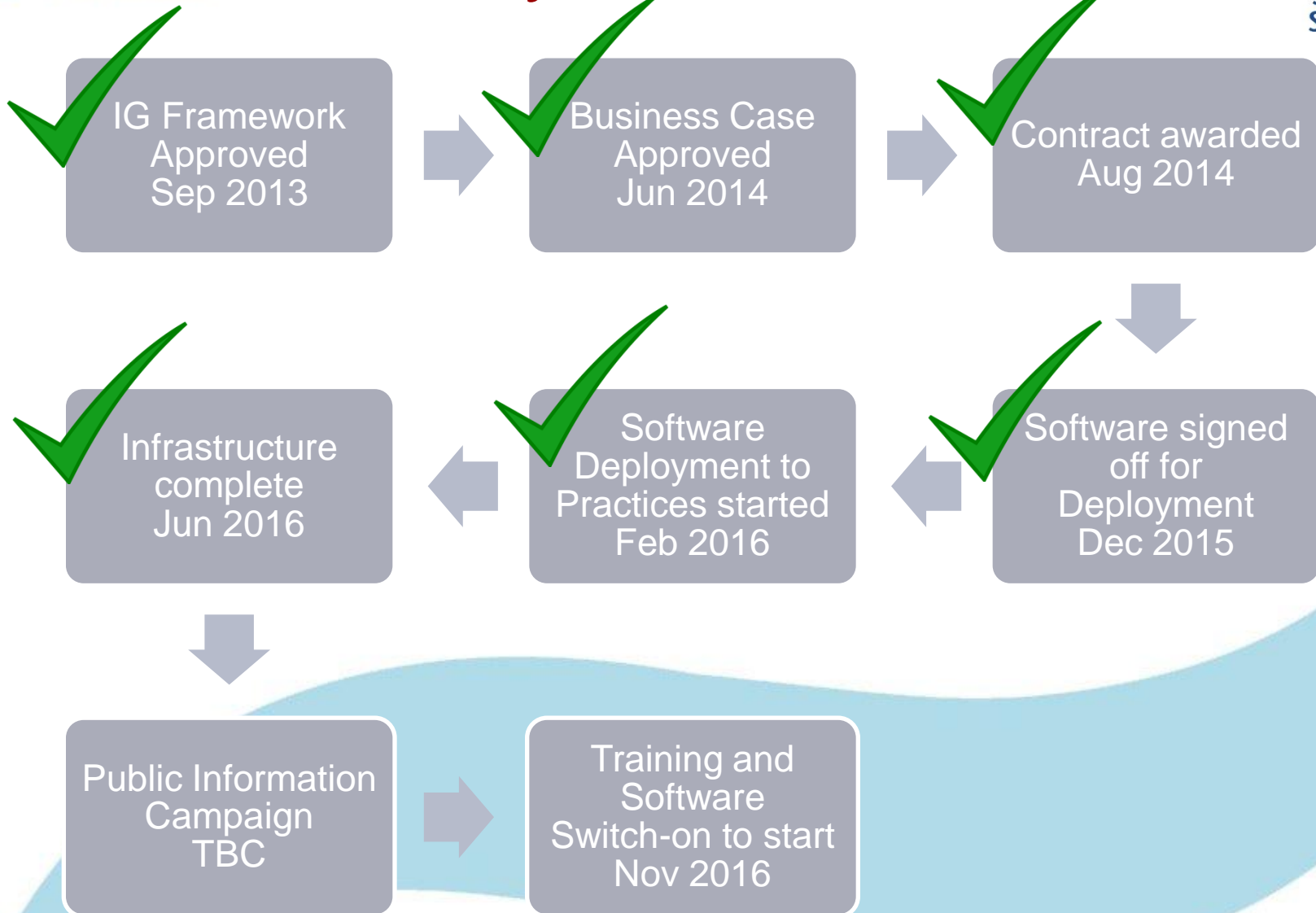
The service will include robust information governance

The service will be managed / provided by the Public Health Intelligence Unit within NSS (ISD and HPS).

Information Governance

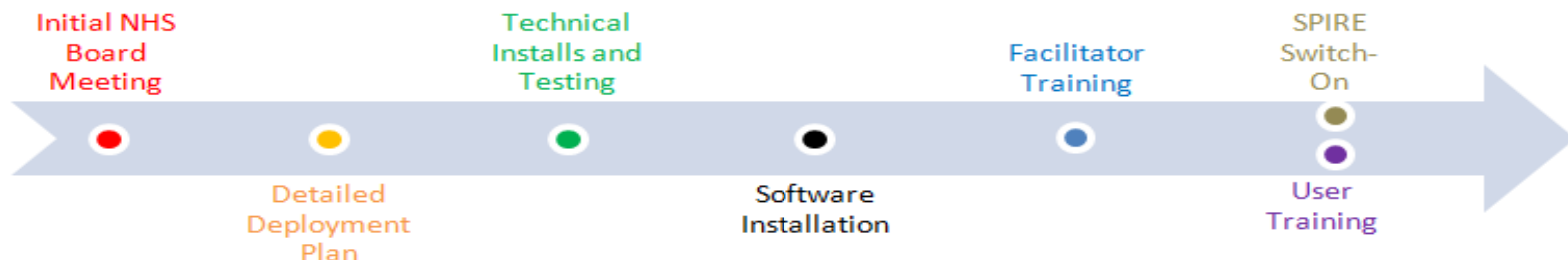
- a key element of SPIRE
 - Control remains with practices
- Practice participation in SPIRE is voluntary; practices can choose which aspects/extracts they use
- Patients can opt-out of any patient level data being extracted through SPIRE
 - Public Engagement Campaign - benefits & ability to opt out
 - Opt-out recorded on practice clinical system (READ codes)
 - Opted out patients will be excluded from patient level data extracts but not anonymised reports such as QOF
- SPIRE Steering Group (Independent Advisory Group)
 - Scrutinise all new proposed data extracts/linkages
 - Includes SGPC, RCGP & patient representation

Key Milestones



SPIRE Rollout

- Software is currently being rolled out across Scotland
- Phased approach in NHS Boards
 - Software installed first to ensure no conflict with existing local systems
 - “Switch on” happens after local training/awareness
 - no data will be extracted until after public information campaign
- SPIRE software is installed in NHS **Dumfries & Galloway** and NHS **Greater Glasgow & Clyde**; under way in **Tayside, Lanarkshire & Forth Valley**; planning with other Boards
- On track to be completed by end January 2017



Public Information

Public Information Campaign

- Awaiting approval from Cabinet Secretary – expected January 2017
- Scotland-wide radio campaign and posters in public places
- Help line NHS24 for patients
- Practice toolkit for all practices
- Toolkit includes leaflets, opt out forms, FAQs, posters and other materials
- Website with Patient- and Practice-focussed information and FAQs
- No extraction to take place until eight weeks after start of Public Campaign

**NHSScotland is improving
the way it uses information
from GP patient records.**

It helps me.
GP, Lanark.



And us.



SPIRE

SCOTTISH PRIMARY CARE INFORMATION RESOURCE

SPIRE – transforming data into information and intelligence

Libby Morris, Paula McClements
SPIRE Project Team

SPIRE reporting



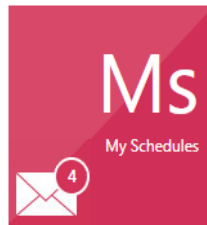
- **Local Reports:** to provide individual practices with their own data in a user friendly format
- **Extraction:** to extract data from practices in a secure, flexible and consistent way to support
 - cluster-reporting
 - payment
 - linkage and research

SPIRE homepage

MSDi SPIRE Local Portal



SPIRE Local



News & Updates



Information

SPIRE Local Version
v1.243

Support

Please contact the Helpdesk for
your local NHS Board.

Flu dashboard homepage

Enter Run Date 09/06/2016

1 of 1 75% Find | Next

Seasonal Influenza Vaccination Report 2015/16

[Help/FAQ](#)

Overview of vaccination uptake

GP Practice Name Practice7 (77777)
(code):

Run Date: 09/06/2016

Registered Patients	8,747
Income (Total)	£ 15,212.02
Eligible Patients (Total)	4,170
Immunised Patients (Total)	1,849
Immunised Patients - Not Eligible	63
Immunised Patients - Eligible	1,786
• Immunised Patients - 'Less than 65 years'	534
• Immunised Patients - '65 years or older'	1,252
Not Immunised Patients - Eligible (Total)	2,384
• Not Immunised Patients (No Reason)	2,090
• Declines/Contraindications/No Consent	294

Uptake: 43%

Charts

[Summary of Uptake and Income](#)

[Eligible Patients - Children](#)

[Eligible Patients - Adults](#)

[Patients by Condition Groups](#)

PSD Submission

[PSD Form](#)

[PSD Patient List: < 65 years](#)

[PSD Patient List: 65 years +](#)

[PSD Patient List: Mop - Up](#)

Patient lists

1 of 13 100% Find | Next

Seasonal Influenza Vaccination Report 2015/16

Home

Declined/Contraindicated/Non Consenting Patients

This is the count of all registered patients who have declined, have a contraindication or not consented to the flu vaccination.
Click [here](#) to see the rationale.

GP Practice Name (code): Practice7 (77777)

Run date: 09/06/2016

Patient count: 294

CHI Number	Surname	Forenames	Date Of Birth	Contraindicated/No consent/Declined Date
7770010050	Surname_10050	Forenames_10050	18/11/1947	22/10/2015
7770010064	Surname_10064	Forenames_10064	03/07/1939	27/10/2015
7770010139	Surname_10139	Forenames_10139	29/03/1935	10/11/2015
7770010158	Surname_10158	Forenames_10158	25/01/1955	26/01/2016
7770010164	Surname_10164	Forenames_10164	27/12/1950	10/11/2015
7770010178	Surname_10178	Forenames_10178	31/08/1936	09/11/2015
7770010223	Surname_10223	Forenames_10223	13/03/1951	09/11/2015
7770010230	Surname_10230	Forenames_10230	16/11/1925	22/10/2015
7770010250	Surname_10250	Forenames_10250	30/08/1945	10/11/2015
7770010251	Surname_10251	Forenames_10251	07/12/1948	28/10/2015
7770010296	Surname_10296	Forenames_10296	10/08/1943	09/11/2015
7770001031	Surname_1031	Forenames_1031	27/12/1951	12/11/2015
7770010323	Surname_10323	Forenames_10323	26/06/1944	27/10/2015
7770010355	Surname_10355	Forenames_10355	01/06/1943	08/03/2016
7770010397	Surname_10397	Forenames_10397	14/01/1936	16/09/2015
7770010416	Surname_10416	Forenames_10416	27/11/1932	21/10/2015

Rationale

Declines/Contraindications/Non Consent:

This is the count of all registered patients who have declined, have a contraindication or not consented to the flu vaccination. It is a subset of 'Not Immunised Patients (Total)'.

Selection of Read Codes V2 indicating patient has a contraindication, allergy or intolerance

Read Code (V2)	Description
14LJ.	H/O: influenza vaccine allergy
8I2F.%	Influenza vaccination contraindicated
8I2F0	Seasonal influenza vaccination contraindicated
U60K4	[X]Influenza vaccine causing adverse effects in therapeutic use
ZV14F	[V]Personal history of influenza vaccine allergy

Selection of Read Codes V2 indicating patient has declined a vaccination

Read Code (V2)	Description
9OX5.%	Influenza vaccination declined
EXCLUDE: 9OX50	Influenza A virus subtype H1N1 vaccination declined
EXCLUDE: 9OX55	First intranasal pandemic influenza vaccination declined
EXCLUDE: 9OX57	Second intranasal pandemic influenza vaccination declined

Selection of Read Codes V2 indicating patient has not consented

Read Code (V2)	Description
68NE.%	No consent - influenza imm.

Flu dashboard homepage

Enter Run Date 09/06/2016

1 of 1 75% Find | Next

Seasonal Influenza Vaccination Report 2015/16

Help/FAQ



Overview of vaccination uptake

GP Practice Name Practice7 (77777)
(code):

Run Date: 09/06/2016

Registered Patients	8,747
Income (Total)	£ 15,212.02
Eligible Patients (Total)	4,170
Immunised Patients (Total)	1,849
Immunised Patients - Not Eligible	63
Immunised Patients - Eligible	1,786
• Immunised Patients - 'Less than 65 years'	534
• Immunised Patients - '65 years or older'	1,252
Not Immunised Patients - Eligible (Total)	2,384
• Not Immunised Patients (No Reason)	2,090
• Declines/Contraindications/No Consent	294

Uptake: 43%

Charts

Summary of Uptake and
Income

Eligible Patients - Children

Eligible Patients - Adults

Patients by Condition Groups

PSD Submission

PSD Form

PSD Patient List: < 65 years

PSD Patient List: 65 years +

PSD Patient List: Mop - Up

Uptake and income

Seasonal Influenza Vaccination Report 2015/16

Help / FAQ

Home

Summary of Uptake and Income

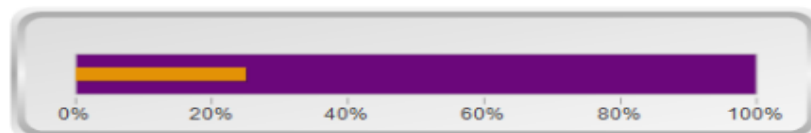
This report provides a summary of the actual and potential immunisation income (and uptake) for registered and eligible patients as at the run date. The three graphs (bullet charts) and tables summarise information for patients aged less than 65 years, patients 65 years and older and all patients. Potential income is calculated from the maximum rate for all eligible patients in the relevant groups. Click [here](#) for the rationale

GP Practice Name (code): Practice7 (77777)

Run date: 09/06/2016

Uptake for patients aged < 65 years*

25%



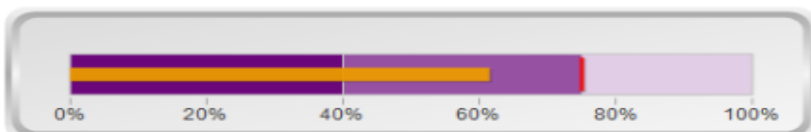
Uptake £ 7.67

	Patients	Income
Total Eligible*	2,134	£17,525.30
Achieved Immunisations*	534	£4,131.82
Not immunised*	1,600	(£13,393.48)

(* 'Mop up' vaccinations charged at a different rate, see Help/FAQ)

Uptake for patients aged 65 years +

61%

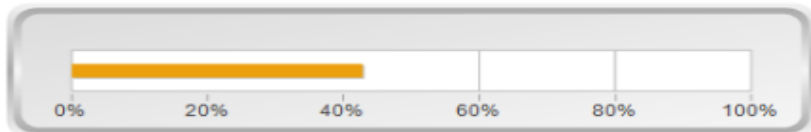


Uptake Target £7.17 £ 8.85 £ 9.39

Total Eligible	2,036	£19,118.04
Achieved Immunisations	1,252	£11,080.20
Not immunised	784	(£8,037.84)

Uptake for patients - all ages

43%



Uptake

Total Eligible	4,170	£36,643.34
Achieved Immunisations	1,786	£15,212.02
Not immunised	2,384	(£21,431.32)

Flu dashboard homepage

Enter Run Date 09/06/2016

1 of 1 75% Find | Next

Seasonal Influenza Vaccination Report 2015/16

Help/FAQ



Overview of vaccination uptake

GP Practice Name Practice7 (77777)
(code):

Run Date: 09/06/2016

Registered Patients	8,747
Income (Total)	£ 15,212.02
Eligible Patients (Total)	4,170
Immunised Patients (Total)	1,849
Immunised Patients - Not Eligible	63
Immunised Patients - Eligible	1,786
• Immunised Patients - 'Less than 65 years'	534
• Immunised Patients - '65 years or older'	1,252
Not Immunised Patients - Eligible (Total)	2,384
• Not Immunised Patients (No Reason)	2,090
• Declines/Contraindications/No Consent	294

Uptake: 43%

Charts

Summary of Uptake and
Income

Eligible Patients - Children

Eligible Patients - Adults

Patients by Condition Groups

PSD Submission

PSD Form

PSD Patient List: < 65 years

PSD Patient List: 65 years +

PSD Patient List: Mop - Up

Eligible patients

Home > Influenza Vaccination Report > Updated > Patients by Age_Children

Home | Site Settings | Help

1 of 1 100% Find | Next

Seasonal Influenza Vaccination Report 2015/16

Help/FAQ

Home

Eligible Patients by Age for Children aged 6 months to 17 years

The chart and table provide a breakdown of immunisation status for all eligible patients aged 6 months to 17 years, as at the run date.
Click [here](#) for rationale.

GP practice name (code): Practice7 (77777)

Run date: 09/06/2016



	6 months-2 yrs	2-5 yrs	6-11 yrs	12-17 yrs	Total eligible patients
Immunised	0	114	17	8	139
Not Immunised	4	216	529	46	795
Total	4	330	546	54	934
Uptake	0%	35%	3%	15%	15%
Contraindicated, Declined or No consent	0	6	1	0	7

Flu dashboard homepage

Enter Run Date 09/06/2016

1 of 1 75% Find | Next

Seasonal Influenza Vaccination Report 2015/16

Help/FAQ



Overview of vaccination uptake

GP Practice Name Practice7 (77777)
(code):

Run Date: 09/06/2016

Registered Patients	8,747
Income (Total)	£ 15,212.02
Eligible Patients (Total)	4,170
Immunised Patients (Total)	1,849
Immunised Patients - Not Eligible	63
Immunised Patients - Eligible	1,786
• Immunised Patients - 'Less than 65 years'	534
• Immunised Patients - '65 years or older'	1,252
Not Immunised Patients - Eligible (Total)	2,384
• Not Immunised Patients (No Reason)	2,090
• Declines/Contraindications/No Consent	294

Uptake: 43%

Charts

Summary of Uptake and
Income

Eligible Patients - Children

Eligible Patients - Adults

Patients by Condition Groups

PSD Submission

PSD Form

PSD Patient List: < 65 years

PSD Patient List: 65 years +

PSD Patient List: Mop - Up

Patients by condition

Seasonal Influenza Vaccination Report 2015/16

[Help/FAQ](#)
[Home](#)


Uptake by Condition Groups

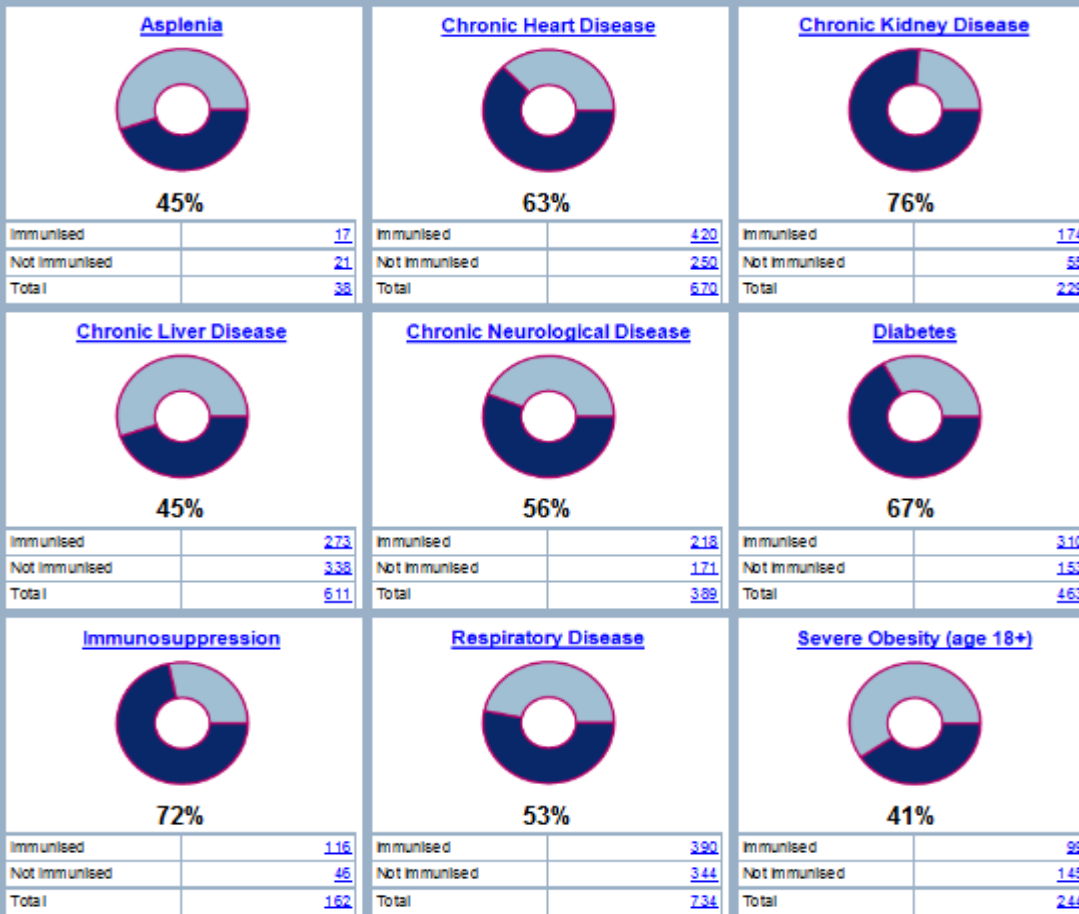
This series of charts, summarise the immunisation uptake of registered and eligible patients by eligibility group. The highlighted numbers (blue font), can be clicked to 'drill down' to the underlying table of immunised and non-immunised patients.

Click on a chart's title, highlighted in blue, to see the condition's rationale.

GP practice name (code): Practice7 (77777)

Run date: 09/06/2016

■ Immunised ■ Not immunised



Asplenia

Patients who have ever been diagnosed with an asplenia Read Code.

Basic Rule: PNSPLEEN_COD

Selection of Read Codes V2 indicating a patient diagnosed with Asplenia or dysfunction

Read Code (V2)	Description
14N7.	H/O: splenectomy
7840.%	Total excision of spleen
7841.	Other excision of spleen
7841y	Other specified other excision of spleen
7841z	Other excision of spleen NOS
78420	Transplantation of spleen
78421	Embolisation of spleen
D104.	Thalassaemia
D1040	Thalassaemia major NEC
D1042	Thalassaemia with haemoglobin S disease

Flu dashboard homepage

Enter Run Date 09/06/2016

1 of 1 75% Find | Next

Seasonal Influenza Vaccination Report 2015/16

Help/FAQ



Overview of vaccination uptake

GP Practice Name Practice7 (77777)
(code):

Run Date: 09/06/2016

Registered Patients	8,747
Income (Total)	£ 15,212.02
Eligible Patients (Total)	4,170
Immunised Patients (Total)	1,849
Immunised Patients - Not Eligible	63
Immunised Patients - Eligible	1,786
• Immunised Patients - 'Less than 65 years'	534
• Immunised Patients - '65 years or older'	1,252
Not Immunised Patients - Eligible (Total)	2,384
• Not Immunised Patients (No Reason)	2,090
• Declines/Contraindications/No Consent	294

Uptake: 43%

Charts

Summary of Uptake and
Income

Eligible Patients - Children

Eligible Patients - Adults

Patients by Condition Groups

PSD Submission

PSD Form


PSD Patient List: < 65 years

PSD Patient List: 65 years +

PSD Patient List: Mop - Up

PSD form

1 of 1 100%
Find | Next



Practitioner Services
Enabling Primary Care

2015-16 Annual Influenza Claim Form

Please complete in accordance with the accompanying guidance notes GMSFLU020 v1(09 - 2015)

Practice Name:

Code:

Claim type	Claim Category	Period	Tick	Period	Tick	Date From:	Date To:	Number	List *	Date list emailed
Influenza	Age 65 +	Year End	<input type="checkbox"/>	Final	<input type="checkbox"/>	<input type="text"/>	<input type="text"/>	1252	<input type="text"/>	<input type="text"/>
Influenza	Under 65 At Risk ('At risk' plus children)	Year End	<input type="checkbox"/>	Final	<input type="checkbox"/>	<input type="text"/>	<input type="text"/>	517	<input type="text"/>	<input type="text"/>
Influenza	Child mop up arrangements	Year End	<input type="checkbox"/>	Final	<input type="checkbox"/>	<input type="text"/>	<input type="text"/>	17	<input type="text"/>	<input type="text"/>
Influenza	Interim Payment Opt-Out			<input type="checkbox"/>	By ticking this box, you agree to NOT receiving an interim influenza payment					

NHS Circulars

Please refer to the 2015 - 16 Guidance notes for legislative requirements: GMSFLU020 that accompany this form.

Evidence Lists: Please email these to the regional office address in accordance with the accompanying guidance notes

*Please tick to confirm that an Excel list of CHI numbers and service dates has been emailed to the local regional office flu mail box as evidence of your Influenza Age 65+ and Under 65 (children) claims. Please note that the child mop up arrangements refer to children not vaccinated at school.

Declaration: To be completed by an authorised signatory

I declare that the information I have given on this form is correct and complete and I understand that if it is not, action may be taken against me. I acknowledge that my claim may be authenticated from appropriate records and that payment will be made to my Practice, which will be subject to Payment Verification. Where the Common Services Agency is unable to obtain authentication, I acknowledge that the onus is on my Practice to provide documentary evidence to support this claim.

Practice Stamp

Signed By:

Date:

Flu dashboard homepage

Enter Run Date 09/06/2016

1 of 1 75% Find | Next

Seasonal Influenza Vaccination Report 2015/16

Help/FAQ



Overview of vaccination uptake

GP Practice Name Practice7 (77777)
(code):

Run Date: 09/06/2016

Registered Patients	8,747
Income (Total)	£ 15,212.02
Eligible Patients (Total)	4,170
Immunised Patients (Total)	1,849
Immunised Patients - Not Eligible	63
Immunised Patients - Eligible	1,786
• Immunised Patients - 'Less than 65 years'	534
• Immunised Patients - '65 years or older'	1,252
Not Immunised Patients - Eligible (Total)	2,384
• Not Immunised Patients (No Reason)	2,090
• Declines/Contraindications/No Consent	294

Uptake: 43%

Charts

Summary of Uptake and
Income

Eligible Patients - Children

Eligible Patients - Adults

Patients by Condition Groups

PSD Submission

PSD Form

PSD Patient List: < 65 years

PSD Patient List: 65 years +

PSD Patient List: Mop - Up

PSD patient list - mop up

1 of 1 100% Find | Next

Seasonal Influenza Vaccination Report 2015/16

[Home](#)

Immunised Patients: Primary School Mop Up

GP Practice Name (code): Practice7 (77777)

Run date: 09/06/2016

Patient count: 17

CHINumber	Surname	Forenames	Date of Birth	Flu Vaccination
7770002367	Surname_2367	Forenames_2367	17/01/2005	03/11/2015
7770002417	Surname_2417	Forenames_2417	16/02/2005	09/11/2015
7770002860	Surname_2860	Forenames_2860	07/01/2006	18/12/2015
7770002985	Surname_2985	Forenames_2985	22/04/2006	13/11/2015
7770003115	Surname_3115	Forenames_3115	13/01/2005	16/10/2015
7770003281	Surname_3281	Forenames_3281	14/11/2006	09/11/2015
7770003703	Surname_3703	Forenames_3703	31/08/2007	15/10/2015
7770003866	Surname_3866	Forenames_3866	25/12/2007	20/11/2015
7770004212	Surname_4212	Forenames_4212	17/09/2008	03/11/2015
7770004223	Surname_4223	Forenames_4223	27/08/2008	20/11/2015
7770004284	Surname_4284	Forenames_4284	19/10/2008	17/11/2015
7770004305	Surname_4305	Forenames_4305	18/11/2008	27/10/2015
7770004447	Surname_4447	Forenames_4447	17/03/2009	23/10/2015
7770004460	Surname_4460	Forenames_4460	20/03/2009	13/11/2015
7770005154	Surname_5154	Forenames_5154	29/05/2008	22/01/2016
7770005452	Surname_5452	Forenames_5452	12/12/2006	17/11/2015
7770006602	Surname_6602	Forenames_6602	17/09/2009	13/11/2015

Flu dashboard homepage

Enter Run Date 09/06/2016

1 of 1 75% Find | Next

Seasonal Influenza Vaccination Report 2015/16

Help/FAQ



Overview of vaccination uptake

GP Practice Name Practice7 (77777)
(code):

Run Date: 09/06/2016

Registered Patients	8,747
Income (Total)	£ 15,212.02
Eligible Patients (Total)	4,170
Immunised Patients (Total)	1,849
Immunised Patients - Not Eligible	63
Immunised Patients - Eligible	1,786
• Immunised Patients - 'Less than 65 years'	534
• Immunised Patients - '65 years or older'	1,252
Not Immunised Patients - Eligible (Total)	2,384
• Not Immunised Patients (No Reason)	2,090
• Declines/Contraindications/No Consent	294

Uptake: 43%

Charts

Summary of Uptake and
Income

Eligible Patients - Children

Eligible Patients - Adults

Patients by Condition Groups

PSD Submission

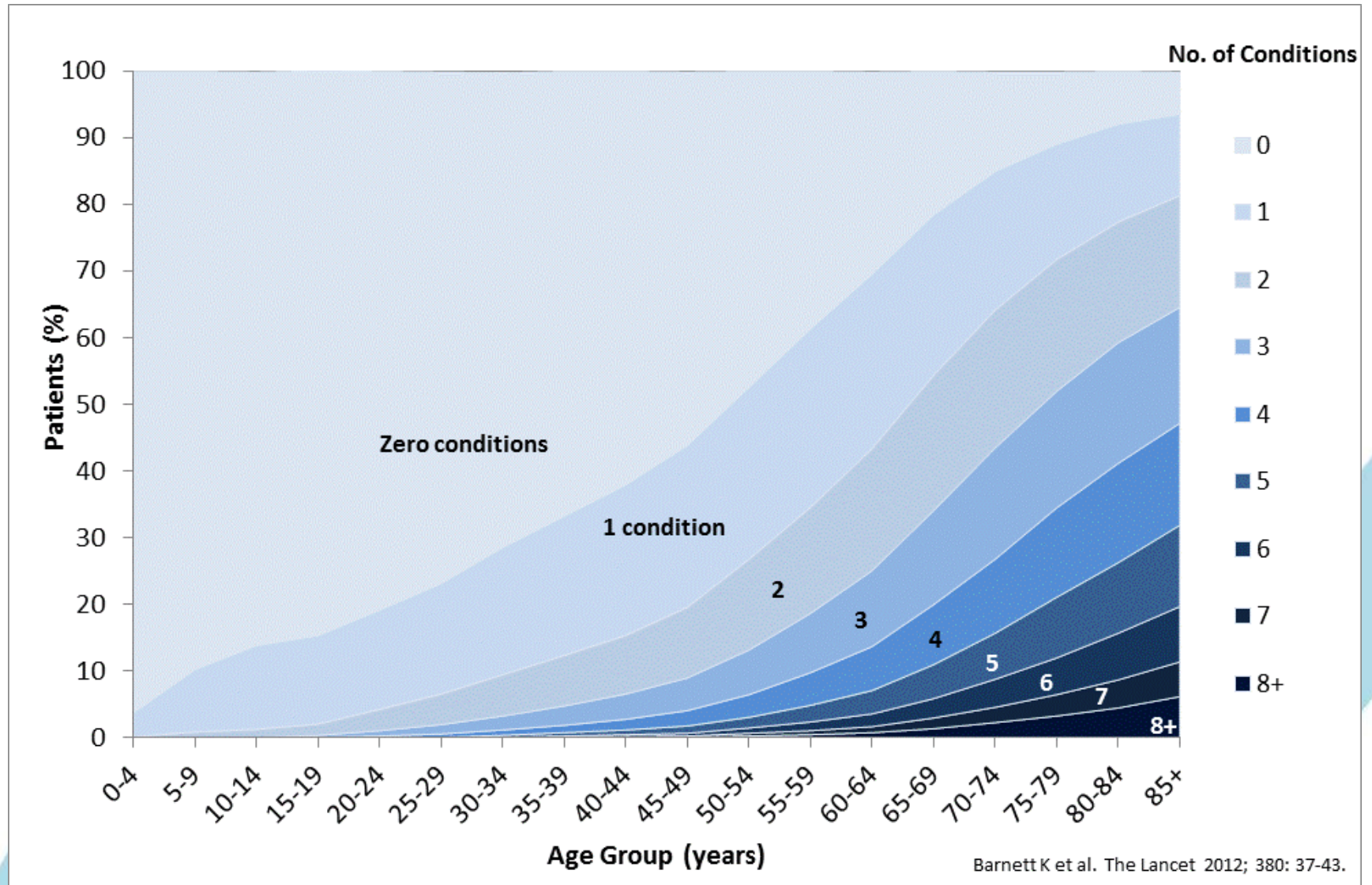
PSD Form

PSD Patient List: < 65 years

PSD Patient List: 65 years +

PSD Patient List: Mop - Up

Multimorbidity



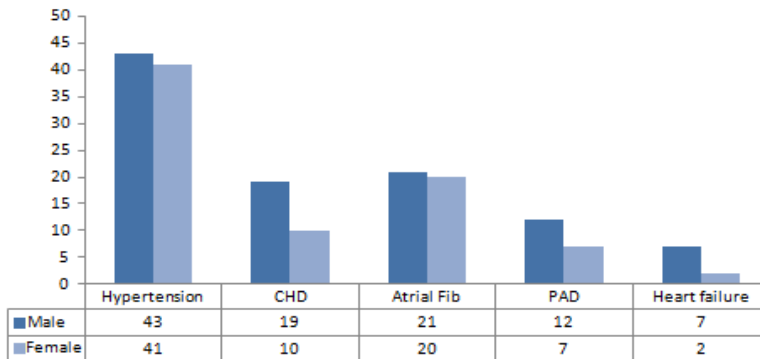
Multimorbidity

Multimorbidities Report- Individual Conditions

Home

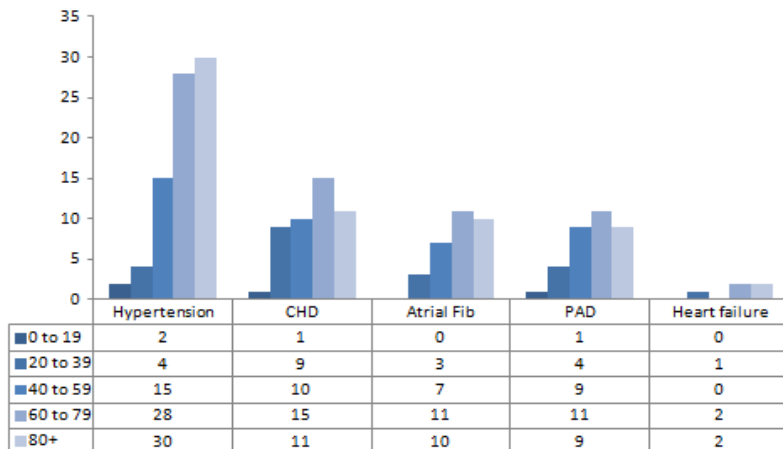
Help

Option 1: Split by gender Circulatory

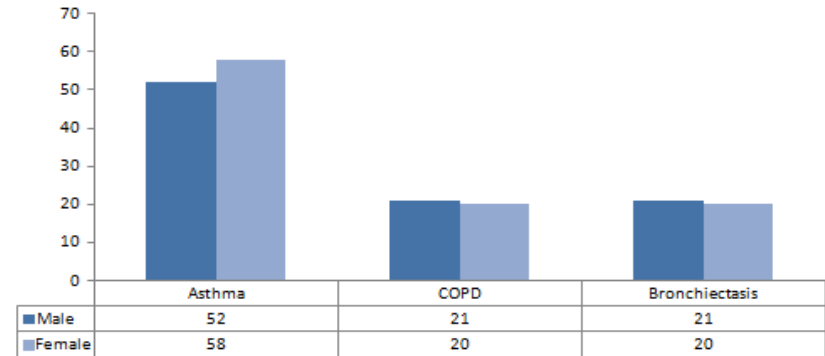


(We will have a chart & table for each body system)

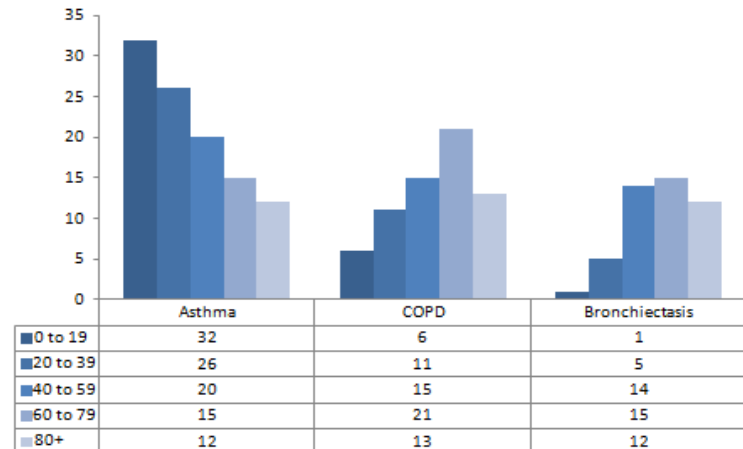
Option 2: Split by age Circulatory



Respiratory



Respiratory



– Patient Safety

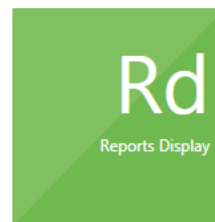
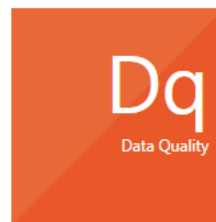


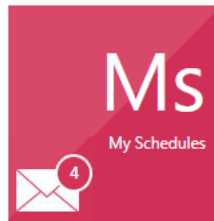
- Warfarin
- DMARDs (Methotrexate and Azathioprine)

– Encounters data

- frequent attenders
- people with known conditions who have not attended in the last 3 months, 6 months, year etc
- by Health Care Professional type

SPIRE homepage

MSDi SPIRE Local Portal



News & Updates

Information

SPIRE Local Version
v1.2.43

Support

Please contact the Helpdesk for
your local NHS Board.

SPIRE Extracts

- Aggregate, row level, patient identifiable
- Support cluster working and GP Practice comparisons
- DES payments – from SPIRE to PSD
e.g. flu payments, minor surgery
- Support NHS Board needs
- Support research projects

So how will we provide data for cluster reporting ?

- Extract required data from practices within Cluster (with practice permission)
- Collate and analyse data within NSS
- Feedback to practices via a series of Tableau dashboards, with controlled access
- Exploring functionality to allow practices to link to the reporting tool from SPIRE

What is in the Tableau dashboard so far?

- Primary Care Indicators – revamped (previously in Excel spreadsheets)
- Pseudo measures based on secondary care data (such as Emergency Admissions, Outpatients, and Readmissions) – to support QS003
- Prescribing data from community
- Patient experience survey data
- QOF prevalence (top 10 conditions)
- TQA is next

Tableau dashboard

Primary Care Indicators: Long term conditions



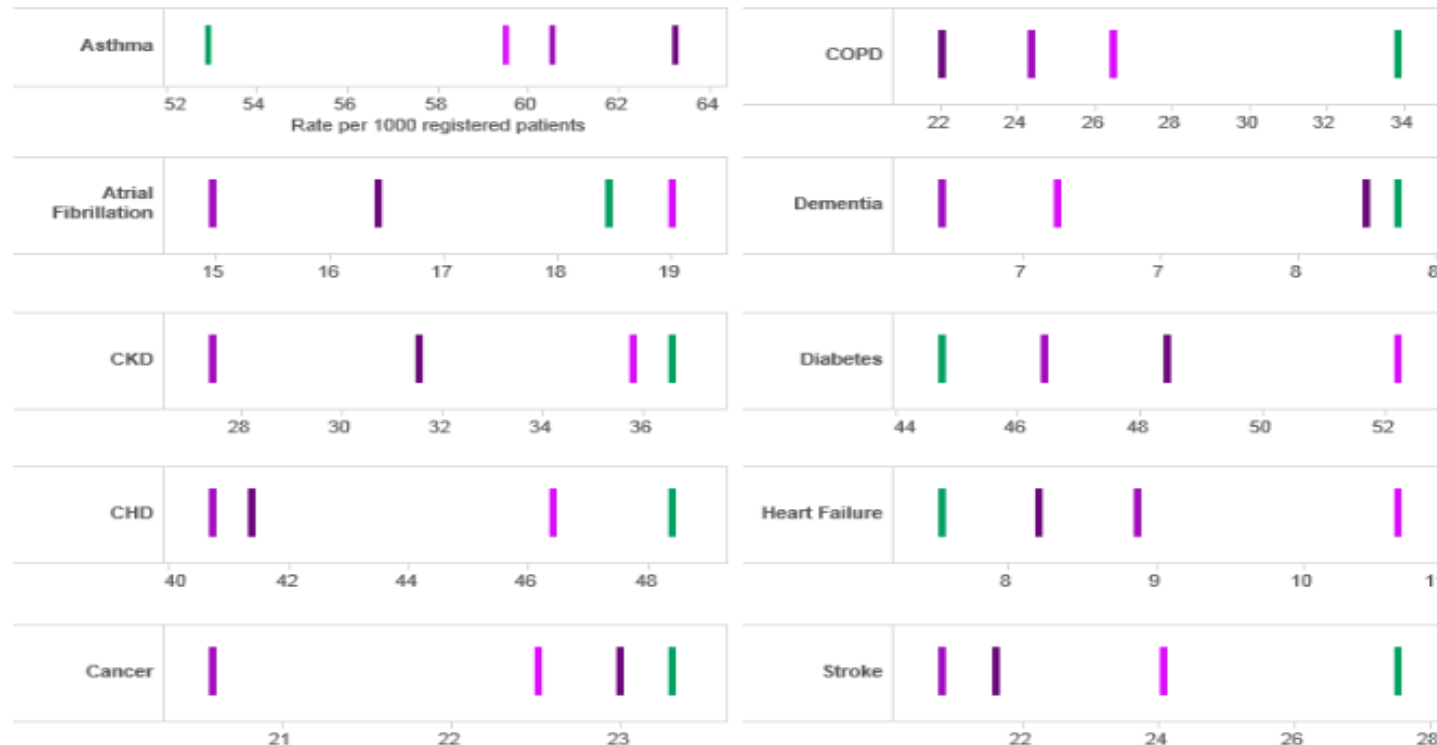
This page shows long term condition figures (taken from the 2014-15 publication of the Quality & Outcomes Framework (QOF)) for top ten indicators. Shown are crude prevalence rates (per 1000 registered patients). The total number of patients registered with a specific disease are also provided by hovering over the graphs. Raw numbers for Health & Social Care Partnerships, Health Boards and Scotland expressed as an average number for all the GP Practices within the geographical area rather than a total number.

On each page in the top right hand there are buttons that take you to other indicators (Arrow icon), back to the home page (House icon), allow you to e-mail us about any issues you have (@ icon), and find out more information (i icon). QOF notes are located on our ISD website <http://www.isdscotland.org/Health-Topics/General-Practice/>





Level

GP Practice

Practice or Geography



LEGEND

Selected Location	
Health & Social Care Partnership	
Health Board	
Scotland	

Referrals

Home > Primary Care Indicators > PCIs: 04 - Outpatients (June 2016) > Outpatients - Overview

Level

GP Practice

Time Period

2015 Full Financial Year

Practice or Geography

Age Group

All

All Conditions

155.0 160.0 165.0 170.0 175.0 180.0 185.0 190.0 195.0

Standardised rate per 1000 registered patients

Cardiology

5.5 6.0 6.5 7.0 7.5

Gynaecology

14.0 15.0 16.0 17.0

Dermatology

5.0 10.0 15.0 20.0

Neurology

3.0 4.0 5.0 6.0

Ear, Nose & Throat

8.0 10.0 12.0 14.0 16.0

Ophthalmology

11.5 12.0 12.5 13.0 13.5

Gastroenterology

6.0 8.0 10.0

Respiratory Medicine

3.0 4.0 5.0 6.0

Add a comment

General Medicine

5.0 6.0 7.0 8.0

Trauma

10.0 12.0 14.0 16.0 18.0 20.0

General Surgery

30.0 35.0 40.0 45.0

Urology

2.0 4.0 6.0 8.0 10.0

LEGEND

Selected Location



Health & Social Care Partnership



Health Board



Scotland



Further Developments

- Explore how this tool can become the portal for primary care data extracted from SPIRE to be shared back with practices
- Explore whether other data (e.g. A&E, Social Care, OOH...) can be included
- Working with GPs and colleagues to identify additional content from primary care to populate this tool
- Hopefully end up with one tool for practices

Training

- Demonstrations for NHS Boards on request to help visualise SPIRE
- Training sessions as requested
 - With IT Facilitators for consultation
 - With end users for awareness / hands-on training
- Different options for training depending on NHS Board needs
 - Aim to provide training in local reports ahead of the Public Information Campaign
 - Flexible approach for timing, according to local needs and availability
- Finalising User Guides, 'How do I' guides and Help text

How are we spreading the word?

- SNUG meetings in many NHS Boards
- Other meetings including Practice Managers Network Conference, National IT Facilitator Leads, National Information Leads, Strategic Communicators Group, NHS Scotland Event
- **SPIRE eBulletins:**
Issues 3 and 4 issued in March and May 2016 (pre- and post Scottish Election campaign). Issue 5 due out in next few weeks
- **SPIRE website**, with regular updates taking place
- Input sought from **privacy campaigners** and **patient representatives**

Contact

SPIRE website: www.spire.scot
email: NSS.SPIRE@nhs.net

Scottish Primary Care Information Resource (SPIRE) - Overview

